

# SAM

by Francesc Rifé



## SAM

EN Reinforced beech wood curved integrated structure with reinforced Flanders pine wood seat structure. Solid metal legs (consult the finishes that are available). Back and arms made of CFC-free polyurethane foam that comes in different thicknesses. Lumber cushion made of goose feathers. Non-removable upholstery.

ES Estructura de madera curva de haya reforzada e integrada con bastidor de asiento de madera de pino Flandes reforzada. Pies metálicos macizos (consultar acabados disponibles). Respaldo y asientos compuestos por espumas de poliuretano libres de CFC de diferentes densidades. Cojines riñonera compuesto por plumas de oca. Tapizado fijo.

### Armchair B1



79 cm  
31.3"

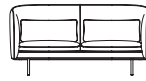


70 cm  
27.56"

35 cm  
13.8"  
70.5 cm  
27.8"



### Two Seater Sofa S2P

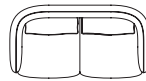


143 cm  
56.3"

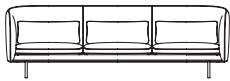


70 cm  
27.56"

35 cm  
13.8"  
70.5 cm  
27.8"



### Three Seater Sofa S3P



207 cm  
81.7"



70 cm  
27.56"

35 cm  
13.8"  
70.5 cm  
27.8"

